

WP7.5-12 12Volt 7.5Ah

Specifications

Nominal Voltage(V) 12V

Nominal Capacity

20 hour rate	(0.375A to 10.50V)	7.5Ah
10 hour rate	(0.713A to 10.50V)	7.125Ah
5 hour rate	(1.224A to 10.20V)	6.12Ah
1 C	(7.2A to 9.60V)	4.08Ah
3 C	(21.6A to 9.60V)	2.88Ah

Weight Approx. 2.4kg(5.28Lbs.)

Internal Resistance (at 1KHz) Approx. 22 mΩ

Maximum Discharge Current for

5 seconds: 108A

Charging Methods at 25°C (77°F)

Cycle use:

Charging Voltage 14.4 to 15.0V

Coefficient -5.0mV/°C/cell

Maximum Charging Current : 2.16A

Standby use:

Float Charging Voltage 13.5 to 13.8V

Coefficient -3.0mV/°C/cell

Operating Temperature Range

Charge -15°C (5°F) to 40°C (104°F)

Discharge -15°C (5°F) to 50°C (122°F)

Storage -15°C (5°F) to 40°C (104°F)

Charge Retention (shelf life) at 20°C (68°F)

1 month 92%

3 month 90%

6 month 80%

Case Material ABS

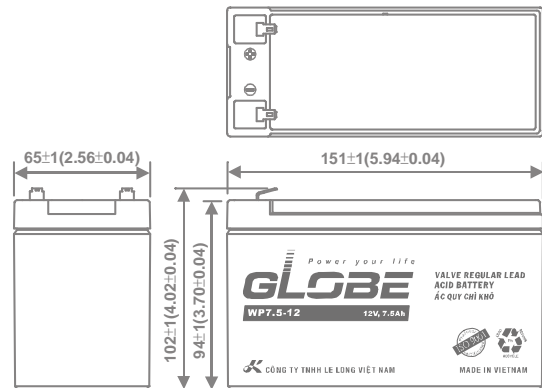
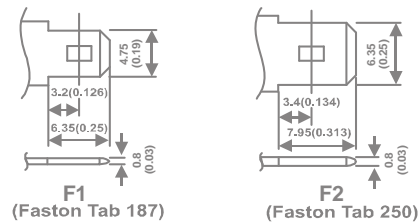
(Option: UL94 HB & UL94 V-0 flame retardant)

Terminal F1 or F2 (Faston Tab 187 or 250)

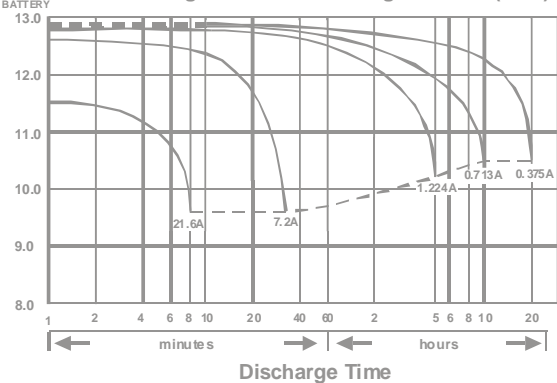


Dimensions

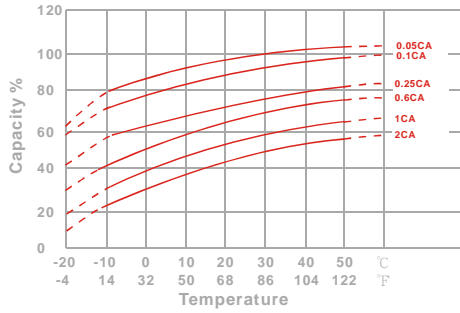
mm(inch)



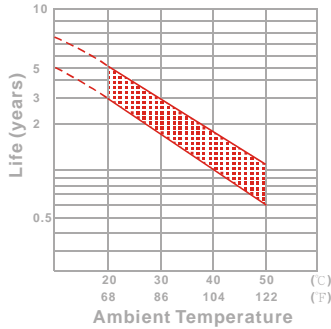
(v) FOR 12V BATTERY Discharge Time VS. Discharge Current (25°C)



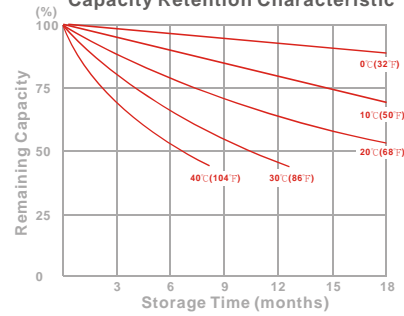
Effect of Temperature on Capacity 25°C(77°F)



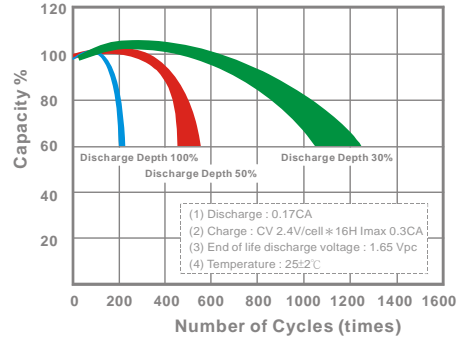
Trickle (or float) Service Life



Capacity Retention Characteristic



Cycle Service Life



- PERFORMANCE DATA

Discharge Rates in Watts to Various End Voltages at 25°C(77°F)

End Voltage		1.85V	1.80V	1.75V	1.70V	1.67V	1.65V	1.60V
Time								
5	min	257	288	302	315	321	326	335
10	min	179	188	196	204	209	212	218
15	min	147	153	157	161	162	165	169
30	min	78.2	82.1	84.7	86.8	87.6	88.4	89.6
60	min	50.6	52.4	53.8	54.9	55.3	55.8	56.7
120	min	25.3	26.3	27.8	31.3	31.6	31.9	32.4
180	min	19.6	20.7	21.6	22.4	22.6	22.9	23.2
240	min	17.2	18.0	18.6	18.9	19.0	19.2	19.4
300	min	14.8	15.3	15.8	16.1	16.2	16.3	16.4
600	min	8.17	8.35	8.49	8.61	8.65	8.70	8.76
1200	min	4.16	4.31	4.42	4.50	4.53	4.56	4.62

- Discharge Rates in Amperes to Various End Voltages at 25°C(77°F)

End Voltage		1.85V	1.80V	1.75V	1.70V	1.67V	1.65V	1.60V
Time								
5	min	23.5	26.4	28.1	29.7	30.5	31.3	32.6
10	min	16.2	17.0	18.2	18.6	18.8	19.1	19.8
15	min	12.5	13.1	13.6	13.9	14.0	14.2	14.5
30	min	6.61	6.92	7.14	7.30	7.38	7.45	7.61
60	min	3.98	4.13	4.25	4.36	4.39	4.42	4.48
120	min	2.05	2.14	2.21	2.27	2.29	2.32	2.35
180	min	1.63	1.69	1.75	1.80	1.82	1.84	1.87
240	min	1.30	1.37	1.42	1.45	1.46	1.47	1.49
300	min	1.11	1.16	1.23	1.25	1.26	1.27	1.28
600	min	0.650	0.680	0.721	0.728	0.732	0.737	0.747
1200	min	0.341	0.357	0.377	0.382	0.384	0.387	0.392

All data on the spec. sheet is an average value:

The tolerance range : $X < 6\text{min} (+15\% \sim -15\%)$, $6\text{min} \leq X < 10\text{min} (+12\% \sim -12\%)$, $10\text{min} \leq X < 60\text{min} (+8\% \sim -8\%)$, $X \geq 60\text{min} (+5\% \sim -5\%)$

240316-1A-VNM0280



CÔNG TY TNHH LELONG VIỆT NAM

40 Bà Chánh Thâu, KP2, Thị Trấn Bến Lức Huyện Bến Lức, Tỉnh Long An
Cụm Công Nghiệp Đức Mỹ, Xã Đức Hòa Đông, Huyện Đức Hòa, Tỉnh Long An

TEL:+84-72-3872213
TEL:+84-72-3779666

FAX:+84-72-3872350
FAX:+84-72-3779476